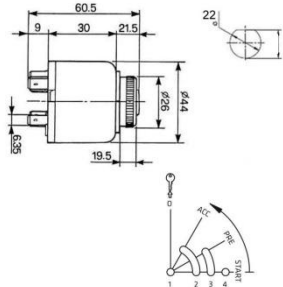






LLAVES DE CONTACTO

	
<p>Ref. : LLC 001 Llave 5 pos. , Parking , 0, Contacto , Precalentamiento , Arranque .</p>	<p>Ref. : LLC 001-K Llave 14603</p>
 <p>0--1--Arranque Retorno a 1</p>	
<p>Ref.: LLC 002 Llave 3 posiciones , Parking , Contacto , Arranque . Antirretorno de arranque.</p>	<p>Ref. LLC 002-K Llave M516</p>
 <p>0--1--2</p>	 <p>0--1--Arranque Retorno a (1)</p>
<p>Ref.: LLC 003 Llave 3 posiciones, 0 , Contacto Transpaletas eléctricas, logos, etc.</p>	<p>Ref.: LLC 004 Llave 3 posiciones , 0 , Contacto , Arranque</p>
	
<p>Ref. : LLC 005 Llave 4 Pos. 0, Contacto, Precalentamiento, Arranque</p>	<p>Ref.: LLC 005-K Llave Universal maquinaria.</p>

Llaves de contacto 2

 <p>Technical drawing showing dimensions: 60.5 (total width), 9 (key depth), 30 (key length), 21.5 (switch body length), 19.5 (bottom width), 8.14 (height), 8.38 (height), 22 (width of contact tip). The wiring diagram shows terminals 1, 2, 3, 4 with positions OFF, START, and START.</p>	 <p>Photograph of a 3-position contact key switch. The wiring diagram shows terminals 1, 2, 3 with positions CONF and START.</p>
<p>Ref. : LLC 006 Llave contacto 4 pos.; 0 – Contacto, Precalentamiento, Arranque .</p>	<p>Ref.: LLC 007 Llave contacto 3 pos. ; 0 – Contacto, Precalentamiento, Arranque .</p>
 <p>6 Terminales</p> <p>Wiring diagram showing terminals ON-1, OFF, ON-2.</p>	 <p>Wiring diagram showing terminals ON-1, OFF, ON-2. The terminal block shows terminals NO 2, 4, 3, 4.</p>
<p>Ref.: LLC 008 Llave 3 posiciones plataformas. Base - 0 - Cesta</p>	<p>Ref. Y4 BG3 Llave 3 posiciones , Base – 0 -- Plataforma</p>
 <p>Wiring diagram showing terminals ON-1, OFF, ON-2. The terminal block shows terminals 3 NO, 4, 4 ON, 3.</p>	
<p>Ref.: Ref. Y2 BG3 Llave 3 posiciones , Base – 0 -- Plataforma</p>	<p>Ref.:</p>